
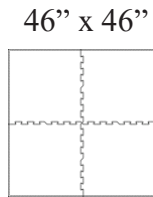


# GREATMATS

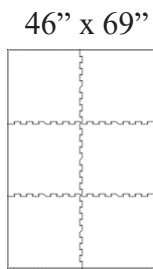
## Eureka Interlocking Tiles Layout Options



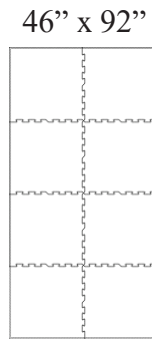
Interlocking Tiles are measured from the inside edge of the interlock on one side to the outside edge of the interlock on the opposite side of the tile.



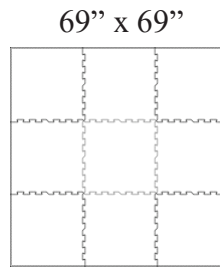
4 Corners  
4 Total Tiles



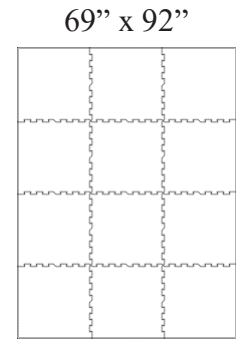
4 Corners  
2 Borders  
6 Total Tiles



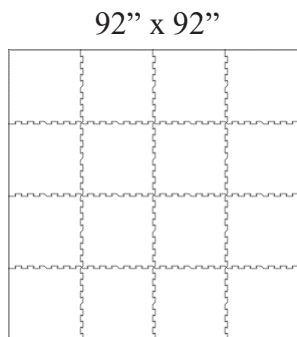
4 Corners  
4 Borders  
8 Total Tiles




4 Corners  
4 Borders  
1 Center  
9 Total Tiles



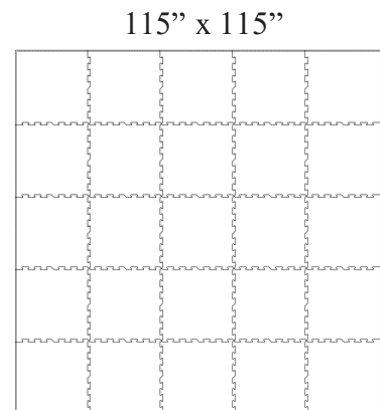
4 Corners  
6 Borders  
2 Centers  
12 Total Tiles



4 Corners  
8 Borders  
4 Centers  
16 Total Tiles



4 Corners  
10 Borders  
6 Centers  
20 Total Tiles



4 Corners  
12 Borders  
9 Centers  
25 Total Tiles